

UFOP Market Information

Oilseeds and Biofuels

Contents

Producer prices
Wholesale prices..... 2
 Rapeseed
 Rapeseed oil, palm oil
 Rapeseed meal
 Rapeseed expeller

Fuels..... 3
 Wholesale prices
 Prices at the pump
 Fuel consumption

Market Headlines

Oilseeds

- Rapeseed prices continued to rally in July, even nearing the level of EUR 450 per tonne.
- Ups and downs on futures market reduced trading on German market to a minimum.
- US soybeans fell over the month as condition of US soy crops declined.

Oilseed meals and oilcakes

- Rapeseed meal weakened despite dwindling demand.
- Prices of soybean meal picked up.

Vegetable oils

- Rapeseed oil consistently strengthened in July; focus was on developments in Eastern Europe.
- Palm oil recently rose in the wake of strong stock exchange prices.

Fuels

- Biodiesel continued its upward trend.
- Prospects of tighter supply in the second half-year drove crude oil prices.

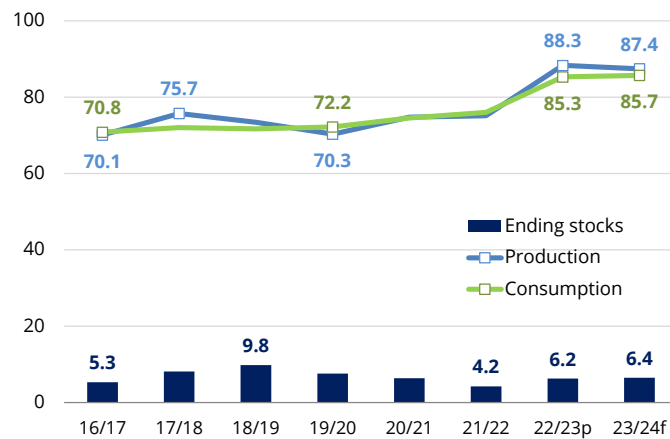
Price trends

Mean price	Week 30	Previous week	Trend
Producer prices in EUR/t			
Rapeseed	443,12	437,36	↗
Wholesale prices in EUR/t			
Rapeseed	464	467	↘
Rapeseed oil	985	955	↗
Rapeseed meal	301	306	↘
Rapeseed cake*	340	340	→
Rapeseed future	450,00	503,25	↘
Wholesale prices in ct/l, excl. VAT			
Biodiesel	170,99	169,49	↗
Consumer prices in ct/l incl. VAT			
Diesel	165,15	161,15	↗
Futures in US-\$/barrel			
WTI, Nymex	78,78	75,35	↗

* = compared with previous month, selling prices by mills, rapeseed cake with at least 10 % fat, rapeseed meal 0 %

Chart of the week

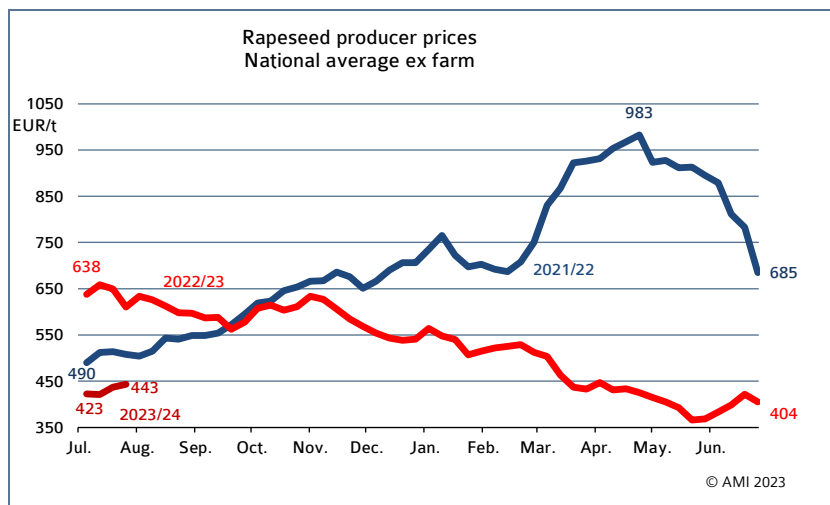
Global rapeseed supply & demand in million tonnes



Source: USDA

Note: p = preliminary, f = forecast

Market prices



Rapeseed

Asking prices for rapeseed continued their upward trend also in July, recently nearing the level of EUR 450 per tonne on average in Germany. In other words, the disappointing yields reported from German fields apparently outweighed the orientation coming from Paris, where stock exchange prices most recently failed to take a clear direction. In some regions, rapeseed harvest progress was slow due to the rains. In some parts of Eastern Germany, the harvest was 30 per cent to 70 per cent complete. However, yields reached so far were disappointing.

Rapeseed oil

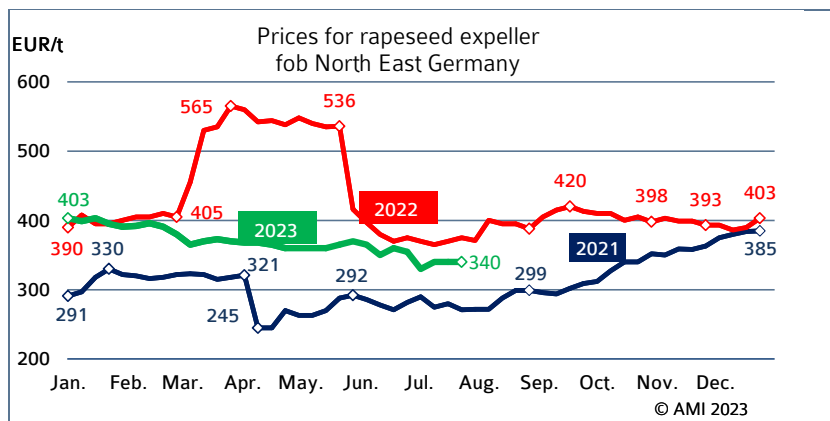
Prices on the German rapeseed oil market also continued to move upwards in July. The focus was on the latest developments in Eastern Europe after Russia's attack on the ports along the Danube. Damage was reported to be less severe than expected, which meant that shipments could be continued. With energy prices remaining strong, biodiesel margins stayed satisfactory. The power sector's demand for rapeseed oil continued to be brisk, but especially concentrated on lots for delivery in the third quarter of 2023. However, supply for delivery in August 2023 was limited.

Wholesale prices

in EUR/t on 26.07.2023, (collected at mills and trade)

	Rapeseed 2022 franko	Rapeseed fob	Rapeseed oil fob	Palmoil cif
Spot	464	301	985	936
Previous week	467	306	955	859

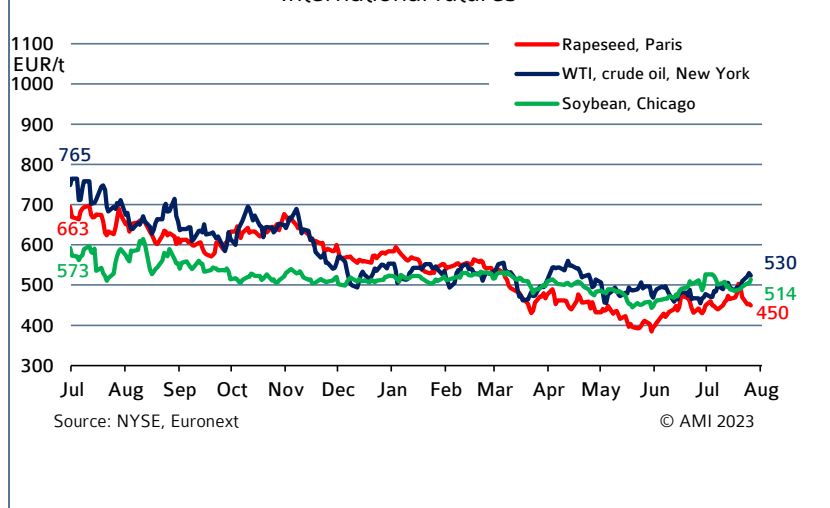
Source: AMI



Rapeseed expeller

Bids for rapeseed expeller declined over the month, but most recently recovered. Spot batches were offered at EUR 340 per tonne at the end of July, which compared to EUR 350 per tonne four weeks earlier. Spot commodity was available again after supply had been very limited in some regions in the previous few weeks. Especially in the east, the supply gap was closed by imports from Poland and the Czech Republic.

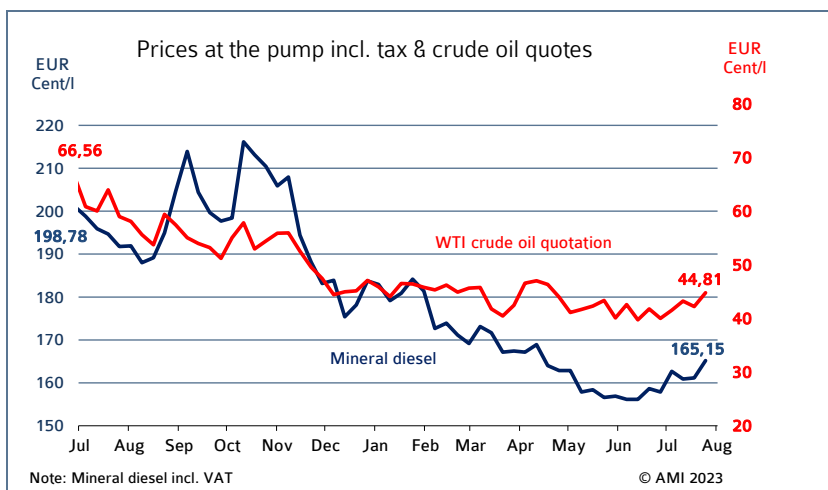
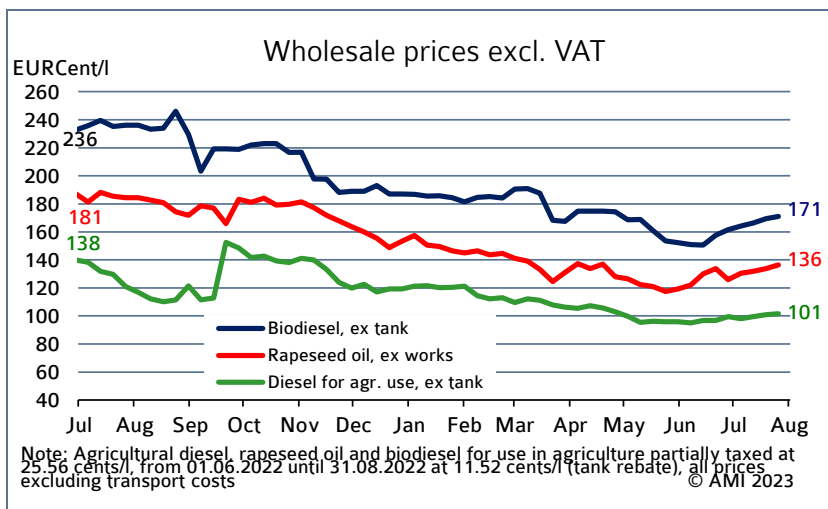
International futures



Wholesale prices

The biodiesel market continued its upward trend in July. Asking prices for spot batches were at 171 euro cents per litre, which was up 10 euro cents per litre on four weeks earlier. Support came from strong prices for feedstock, but prices were also driven by a slight pick-up in demand for spot batches. However, buyers only ordered smaller volumes to cover nearby demand. In light of the ongoing holiday period, they continued to postpone the conclusion of long-term contracts.

Biodiesel/ mineral Diesel



Domestic consumption in 2023

in 1.000 t					cumulated	
	Jan.	Feb.	March	April	2023	2022
Biodiesel for blending	195,4	189,4	236,8	209,3	831,0	850,4
Diesel	2.261,9	2.385,4	2.780,4	2.373,7	9.750,8	10.438,4
Biodiesel + diesel	2.457,3	2.574,8	3.017,1	2.583,0	10.581,8	11.288,8
Share biodiesel	8,0	7,4	7,9	8,1	7,9	7,5
Bioethanol ETBE a)	9,3	8,6	10,2	10,7	38,8	46,9
Bioethanol for blending	80,7	78,6	78,5	88,7	328,4	343,8
Bioethanol total	90,0	87,2	88,7	99,4	367,1	390,7
Gasoline	1.208,5	1.239,9	1.398,0	1.307,5	5.147,7	4.925,0
Gasoline + bioethanol	1.298,6	1.327,0	1.477,7	1.406,9	5.514,9	5.315,7
Share bioethanol	6,9	6,6	6,0	7,1	6,7	7,3

Note: a) Volume percent of bioethanol in ETBE = 47 %; cumulated figures include (unpublished) revised monthly BAFA data
Source: Federal Office for Economic Affairs and Export Control, AMI.

Prices at the pump

The crude oil market continued its clear upward trend in July. Prices were driven by prospects of limited supply in the second half of the year 2023, first and foremost due to the cuts in production announced by Saudi Arabia and Russia. At the same time, the Chinese government announced further action to promote private domestic demand, which was received optimistically by the market. Recent asking prices were at 165.20 euro cents per litre, which was up 7.30 euro cents per litre on four weeks earlier.

Consumption

Biodiesel

In the first four months of 2023, consumption of B7 diesel fuel amounted to just over 9.6 million tonnes, which was down just under 7 per cent on the previous year's volume. Above all, March 2023 outstripped the previous sales quantities in the calendar year. April 2023 biodiesel consumption declined just less than 5 per cent to 209,300 tonnes on the same month the previous year. At around 831,000 tonnes, the quarterly consumption of biodiesel was almost 2 per cent below the previous year's figure. Since the use of diesel in the first four months declined more sharply than over the same period a year earlier, the volumetric incorporation rate rose from 7.5 per the previous year to 7.9 per cent.

Bioethanol

April 2023 use of bioethanol including ETBE remained just below the 100,000 tonne mark. Bioethanol and ETBE recorded a rise of 13 per cent and 5 per cent, respectively, on the previous month. Nevertheless, the monthly total of 99,400 tonnes showed a decline of just over 12 per cent on the same month the previous year. At the same time, petrol consumption increased 4 per cent to 1.3 million tonnes compared to April 2022.

Explanations of abbreviations and technical terms are explained under: www.ufop.de/glossar