

# UFOP Market Information

## Oilseeds and Biofuels

### Contents

**Producer prices**  
**Wholesale prices**..... 2  
 Rapeseed  
 Rapeseed oil, palm oil  
 Rapeseed meal  
 Rapeseed cake  
 Cold pressed rapeseed oil  
**Fuels**..... 3  
 Wholesale prices  
 Prices at the pump  
 Fuel consumption  
**Highlights** .....4ff.

### Price trends

Mean price	Week 44	Previous week	Trend
<b>Producer prices in EUR/t</b>			
Rapeseed	359,88	359,31	↗
<b>Wholesale prices in EUR/t</b>			
Rapeseed	375,00	376,00	↘
Rapeseed oil	757,00	765,00	↘
Rapeseed meal	240,00	240,00	→
Rapeseed cake*	249,38	255,00	↘
Rapeseed future	367,25	371,75	↘
<b>Wholesale prices in ct/l, excl. VAT</b>			
Biodiesel	128,78	129,05	↘
<b>Consumer prices in ct/l incl. VAT</b>			
Diesel	144,31	139,45	↗
<b>Futures in US-\$/barrel</b>			
WTI, Nymex	66,18	66,43	↘

\* = compared with previous month, selling prices by mills, rapeseed cake with at least 10 % fat, rapeseed meal 0 %

### Market Headlines

#### Oilseeds

- Rapeseed prices were stable while market was calm.
- Producers speculated on price increases in 2019; oil mill owners were stocked up well on nearby positions.
- US increasingly likely to have a record soybean crop. Trade conflict with China continued. Forward prices were under pressure.

#### Oilseed meals and oilcakes

- Soybean meal prices were guided by futures market. Demand on the cash market was weak. Buyers of rapeseed meal also adopted a wait-and-see stance.
- Rapeseed cake prices declined on slowing demand.

#### Vegetable oils

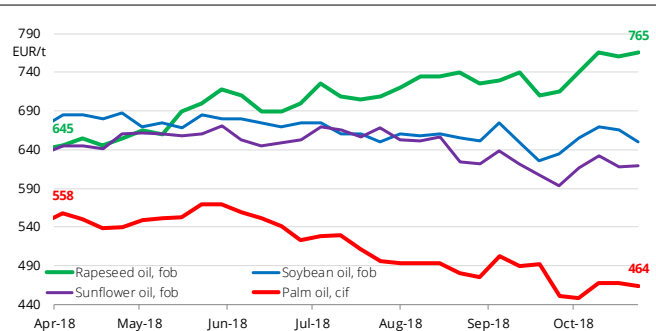
- Rapeseed oil prices benefited from demand for biodiesel and low water surcharges. Cold pressed rapeseed oil also firmed.

#### Fuels

- Demand for biodiesel slowed, but a new wave of purchases could be on its way for November.
- Diesel prices increased sharply despite weak crude oil prices.

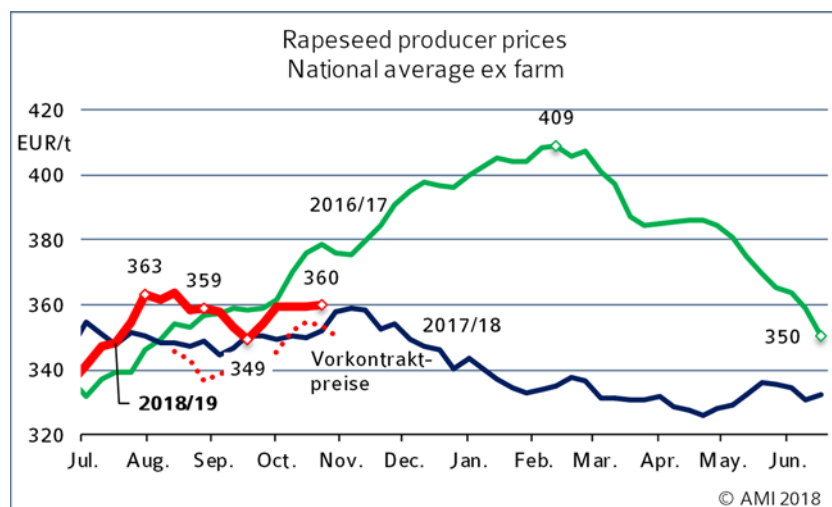
### Chart of the week

Wholesale prices of vegetable oils



Source: AMI

# Market prices



## Wholesale prices

In EUR/t on 31.10.2018, (collected at mills and trade)

	Rapeseed 2018 franko	Rapeseed fob	Rapeseed oil fob	Palmoil cif
Spot	375	240	757	451
Previous week	376	240	765	464

Source: AMI

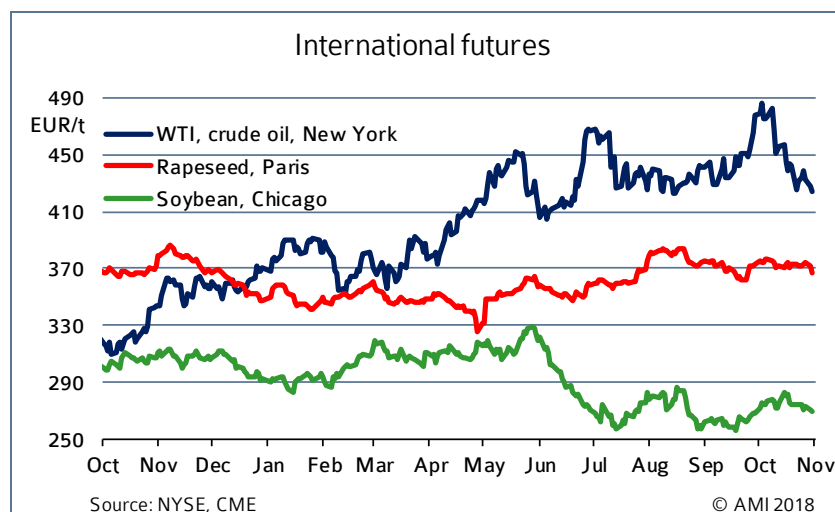
## Contract prices for rapeseed cake & cold-pressed rapeseed oil

Ex work in EUR/t (reported by mills/traders on 23.10.2018)

Monthly production	Rapeseed cake		cold-pressed rapeseed oil in Cent/l	
	Price range	Previous month	Feed oil	DIN 51605
< 100 t	245-260	245-255	86,13	87,13
> 100 t	-	245-250	pm: 85,75	pm: 86,50

Note: pm = previous month; crude rapeseed oil excl. tax

Source: AMI



## Rapeseed

Rapeseed prices remained virtually unchanged over the past two weeks. At EUR 360 per tonne, asking prices were up EUR 8 per tonne from a year earlier, while declining EUR 19 per tonne from the 2016/17 level. The market was calm with slow trading.

Rapeseed producers held back, speculating on price increases at the time of transition to the 2019 crop. At the same time, many oil mills were stocked up well. For this reason, the calmness in the market is likely to continue till the end of 2018.

## Rapeseed oil

Prices for rapeseed and palm oil were recently lowered somewhat, but the price gap between the two oils widened noticeably over the past several months. In other words, rapeseed oil fob Germany was around EUR 300 per tonne more expensive than palm oil cif Rotterdam. This compares to a gap of around EUR 90 per tonne in April. Whereas in September/October 2018, rapeseed oil benefited from brisk demand for biodiesel, palm oil prices were under pressure from weak forward prices at the international level.

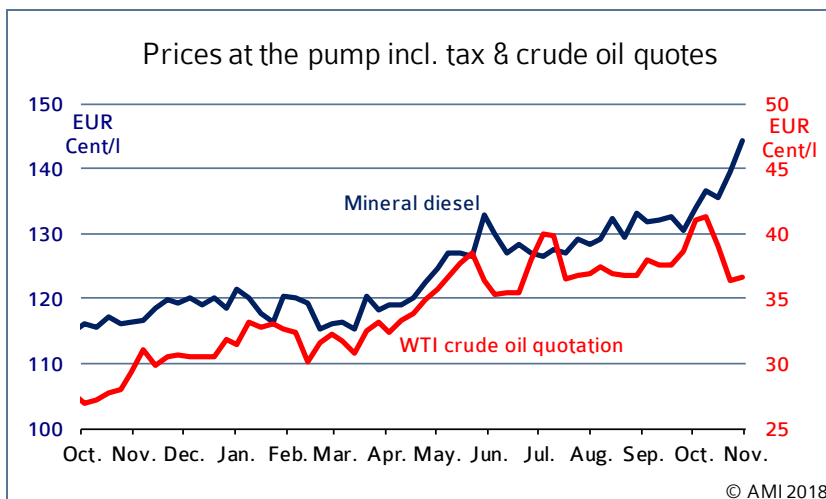
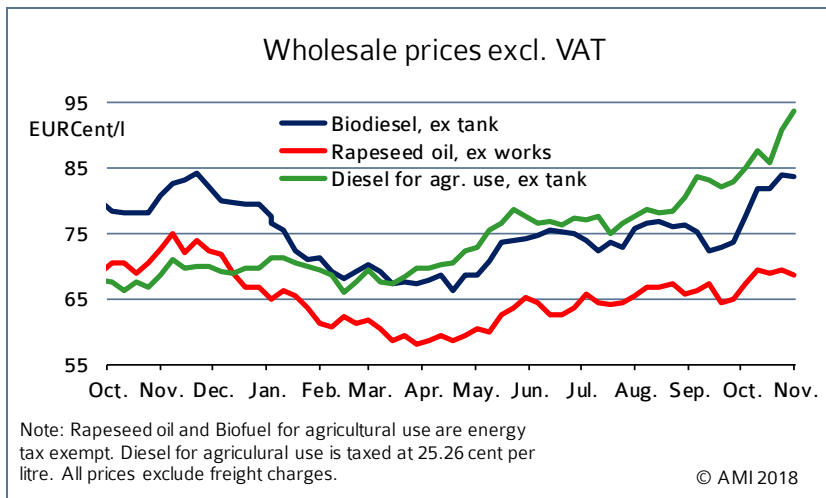
## Rapeseed cake

Towards the end of the month, wholesale prices for rapeseed meal and rapeseed expeller pulled out of their downward spiral. The average monthly price for rapeseed expeller stood at EUR 244 per tonne fob. This was down just less than EUR 3 per tonne from September and EUR 13 per tonne from August. After demand had slowed down and supply on nearby positions was ample again, prices lost ground. However, rapeseed expeller remained relatively scarce and expensive compared to the previous year. A year earlier, asking prices were at EUR 195 per tonne fob North-East Germany.

## Cold pressed rapeseed oil

Prices of transport fuels increased. The wholesale price for diesel ex tank storage facility was raised 4.3 euro cents per litre, that for biodiesel virtually 8 euro cents per litre. Crude rapeseed oil fob oil mill was valued 3 euro cents per litre higher in October. For cold pressed rapeseed oil, decentralised oil mills obtained 86.6 euro cents per litre. This was up around 0.6 euro cents per litre from the previous month.

# Biodiesel/ mineral Diesel



Domestic consumption in 2018  
in 1.000 t

	Jan.	Feb.	March	April	Mai	June	July	Aug.	2018	2017
Biodiesel for blending	182,8	176,1	203,3	197,8	204,9	197,1	225,2	211,3	1.597,7	1.457,6
Diesel	2.625,1	2.701,4	2.943,2	2.977,0	2.873,2	2.925,7	2.972,0	3.177,3	23.292,7	24.281,8
Biodiesel + diesel	2.807,9	2.877,5	3.146,5	3.174,8	3.078,2	3.122,7	3.197,1	3.388,6	24.890,4	25.739,4
Share biodiesel	6,5 %	6,1 %	6,5 %	6,2 %	6,7 %	6,3 %	7,0 %	6,2 %	6,4 %	5,7 %
Bioethanol ETBE a)	11,3	9,7	13,6	8,8	11,6	9,9	10,1	8,0	79,6	75,8
Bioethanol for blending	94,7	78,8	85,7	87,8	95,3	93,2	94,8	101,7	732,0	690,2
Bioethanol total	106,0	88,5	99,3	96,6	106,9	103,0	104,9	109,7	811,6	766,0
Gasoline	1.341,3	1.328,6	1.454,7	1.394,0	1.433,4	1.470,7	1.445,1	1.454,8	11.274,2	11.503,2
Gasoline + bioethanol	1.447,3	1.417,1	1.554,0	1.490,6	1.540,2	1.573,7	1.550,0	1.564,5	12.085,9	12.269,2
Share bioethanol	7,3 %	6,2 %	6,4 %	6,5 %	6,9 %	6,5 %	6,8 %	7,0 %	6,7 %	6,2 %

Note: a) Volume percent of bioethanol in ETBE = 47 %; accumulated figures include (unpublished) revised monthly BAFA data  
Source: Federal Office for Economic Affairs and Export Control, AMI

## Wholesale prices

In the first half of October, demand for rapeseed methyl ester (RME) remained brisk, driving biodiesel prices. Low water surcharges added to making RME even more expensive. From mid-month, the market slowed down. Following the past weeks' strong price increases, prices have reached a level where many blenders are holding back from making further purchases. However, since at some blending facilities stocks are not expected to last until year-end, demand could pick up again in November.

## Prices at the pump

For the first time in half a year, there were contrasting trends between fuel prices on the futures market and those at the pump. Although crude oil prices saw a significant decline, fuel at the petrol stations hardly came down. High freight charges and price surges because of the weak euro sent prices at the pump rising further still.

## Consumption

### Biodiesel

Although August 2018 saw the second largest consumption of biodiesel in the current year, of around 211,300 tonnes, the blending quota sank significantly. While the use of biodiesel shrank 6 per cent from the previous month, consumption of diesel surged 7 per cent, with the result that the blending quota dropped to 6.2 per cent from the previous month's 7 per cent. Compared with the same period last year, January to August 2018 consumption of around 1.6 million tonnes was almost 10 per cent higher. At the same time, demand for diesel dropped 4 per cent. As a consequence, the blending quota rose to 6.4 per cent, which was up around 0.8 points higher year on year.

### Bioethanol

By contrast, the use of bioethanol for blending rose 7 per cent from the previous month. At 101,726 tonnes, consumption was at a level last seen in December 2014. At the same time, the use of petrol remained unchanged. In other words, the quota increased to 7 per cent, reaching the second highest level in 2018. Cumulative consumption of bioethanol in the above-mentioned eight months amounted to 811,640 tonnes, up 5 per cent from the year-earlier period.